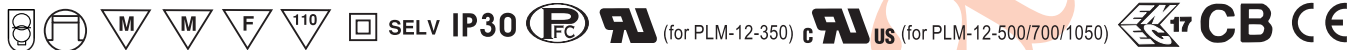




■ Features :

- Universal AC input / Full range(up to 295VAC)
- Protections:Short circuit
- Cooling by free air convection
- Fully isolated plastic case
- Built-in active PFC function
- Small and compact size
- Class II power unit, no FG
- 100% full load burn-in test
- High reliability,low cost
- Suitable for LED lighting and moving sign applications
- 2 years warranty

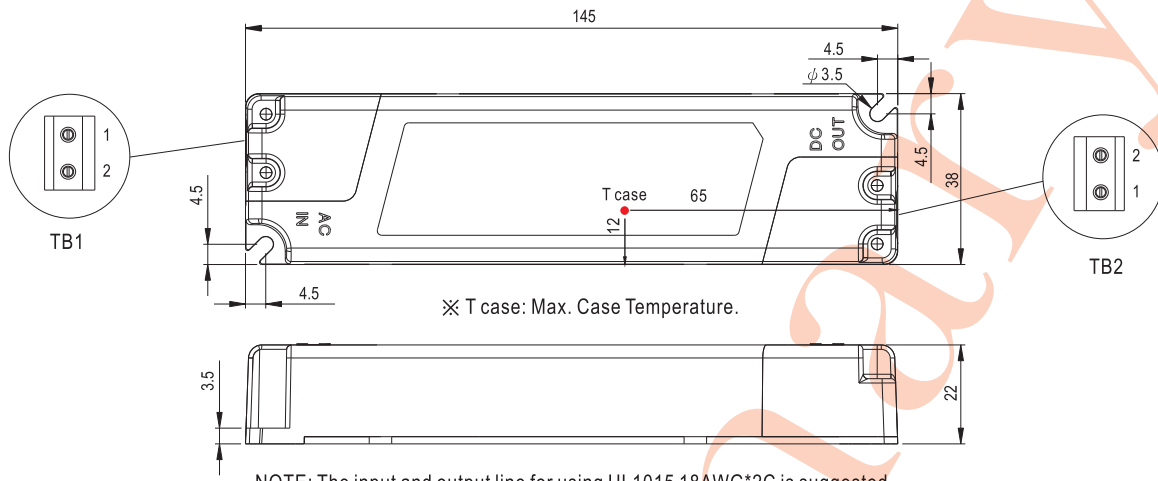


### SPECIFICATION

MODEL	PLM-12-350	PLM-12-500	PLM-12-700	PLM-12-1050	
OUTPUT	LED OPERATION VOLTAGE Note.4	18 ~ 36V	12 ~ 24V	9 ~ 18V	6 ~ 12V
	RATED CURRENT	0.35A	0.5A	0.7A	1.05A
	NO-LOAD OUTPUT VOLTAGE(max.)	40V	28V	22V	16V
	RATED POWER	12.6W	12W	12.6W	12.6W
	RIPPLE & NOISE (max.) Note.2	3.6Vp-p	2.4Vp-p	1.8Vp-p	1.2Vp-p
	CURRENT ACCURACY	±5.0%			
	SETUP TIME	500ms / 115VAC, 230VAC at full load			
INPUT	VOLTAGE RANGE Note.3	90 ~ 295VAC 127~417VDC			
	FREQUENCY RANGE	47 ~ 63Hz			
	POWER FACTOR	PF ≥ 0.97/115VAC, PF ≥ 0.95/230VAC, PF > 0.9/277VAC(at full load)(Please refer to "Power Factor Characteristic" curve)			
	EFFICIENCY(Typ.)	85%	84%	83%	82%
	AC CURRENT	0.15A/115VAC	0.08A/230VAC	0.07A/277VAC	
	INRUSH CURRENT(Typ.)	COLD START 40A(twidth=25μs measured at 50% Ipeak) at 230VAC			
	LEAKAGE CURRENT	0.5mA / 240VAC			
PROTECTION	SHORT CIRCUIT: Hiccup mode, recovers automatically after fault condition is removed.				
ENVIRONMENT	WORKING TEMP.	-30 ~ +60°C (Refer to "Derating Curve")			
	WORKING HUMIDITY	20 ~ 90% RH non-condensing			
	STORAGE TEMP., HUMIDITY	-40 ~ +80°C, 10 ~ 95% RH			
	TEMP. COEFFICIENT	±0.06%/°C (0 ~ 50°C)			
	VIBRATION	10 ~ 500Hz, 2G 10min./1cycle, period for 60min. each along X, Y, Z axes			
SAFETY & EMC	SAFETY STANDARDS	UL8750, CSA C22.2 No. 250.13-12 (except for PLM-12-350), ENEC EN61347-1, EN61347-2-13, EN62384, IP30 approved			
	WITHSTAND VOLTAGE	I/P-O/P:3.75KVAC			
	ISOLATION RESISTANCE	I/P-O/P:100M Ohms/500VDC / 25°C/ 70%RH			
	EMC EMISSION	Compliance to EN55015, EN61000-3-2 Class C (≥50% load); EN61000-3-3			
	EMC IMMUNITY	Compliance to EN61000-4-2, 3, 4, 5, 6, 8, 11; EN61547, light industry level, criteria A(surge 2KV)			
OTHERS	MTBF	Khrs min. MIL-HDBK-217F (25°C)			
	DIMENSION	145*38*22mm (L*W*H)			
	PACKING	Kg; pcs/ Kg/ CUFT			
NOTE	<ol style="list-style-type: none"> <li>1. All parameters NOT specially mentioned are measured at 230VAC input, rated load and 25°C of ambient temperature.</li> <li>2. Ripple &amp; noise are measured at 20MHz of bandwidth by using a 12" twisted pair-wire terminated with a 0.1uf &amp; 47uf parallel capacitor.</li> <li>3. Derating may be needed under low input voltage, please check the static characteristic for more details.</li> <li>4. Constant current operation region is within 50% ~ 100% rated output voltage. This is the suitable operation region for LED related applications, but please reconfirm special electrical requirements for some specific system design.</li> <li>5. The power supply is considered as a component that will be operated in combination with final equipment. Since EMC performance will be affected by the complete installation, the final equipment manufacturers must re-qualify EMC Directive on the complete installation again.</li> <li>6. Direct connecting to LEDs is suggested, but is not suitable for using additional drivers.</li> </ol>				

■ Mechanical Specification

Case No. PLM-25 Unit: mm



NOTE: The input and output line for using UL1015 18AWG\*2C is suggested

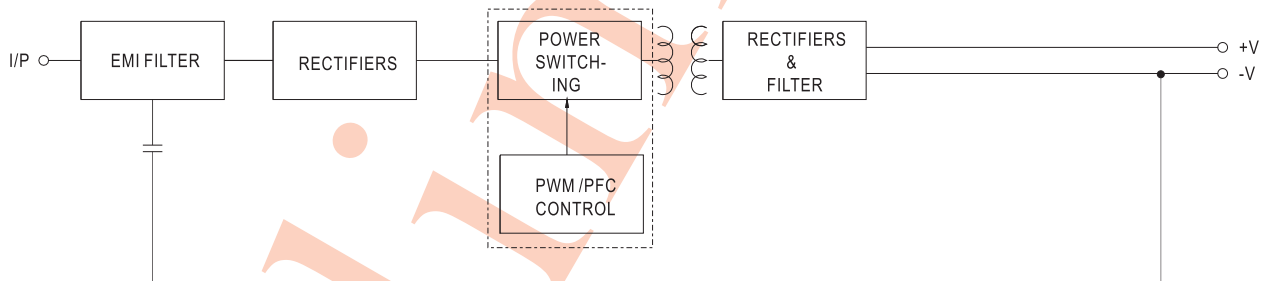
Terminal Pin No. Assignment (TB1):  
SWITCHLAB MWX201-75002EB (GRAY)

Pin No.	Assignment
1	AC/L
2	AC/N

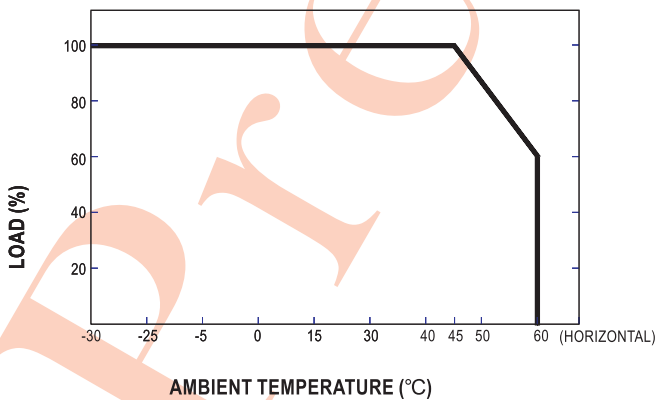
Terminal Pin No. Assignment (TB2):  
SWITCHLAB MWX201-75002B (BLUE)

Pin No.	Assignment
1	+V
2	-V

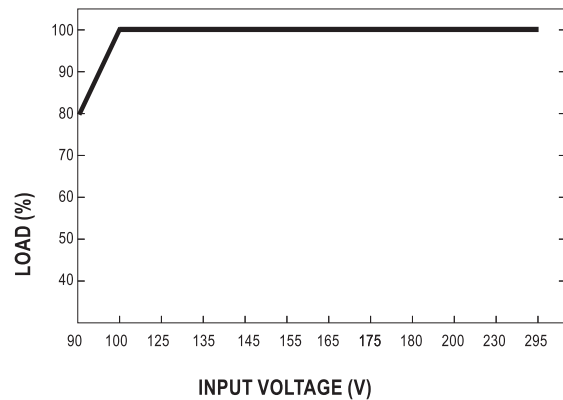
■ Block Diagram



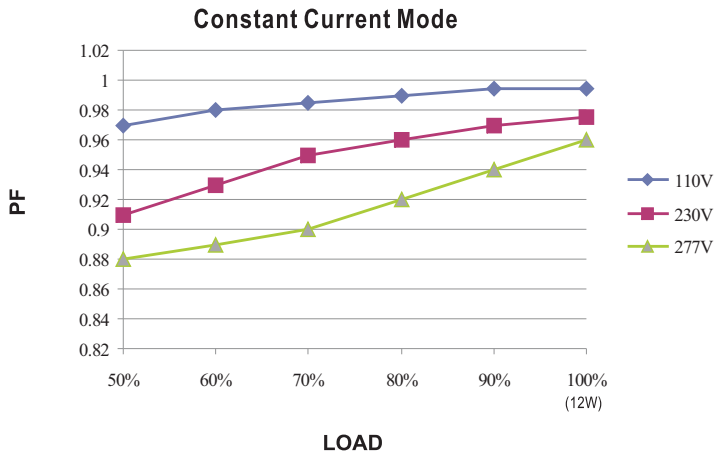
■ Derating Curve



■ Static Characteristics



Power Factor Characteristic



EFFICIENCY vs LOAD (500mA Model)

