




# 12~15W AC-DC Single Output Desktop

# GS15A series



### ■ Features :

- Universal AC input / Full range
- No load power consumption <0.3W
- ErP step2 compliant
- Meet EISA 2007 (Energy Independence and Security Act)
- 3 pole AC inlet IEC320-C14
- Class I power ( with earth pin)
- Protections: Short circuit / Overload / Over voltage
- Pass LPS
- Fully enclosed plastic case
- Approvals: UL / CUL / TUV / CB / FCC / CE
- 2 years warranty

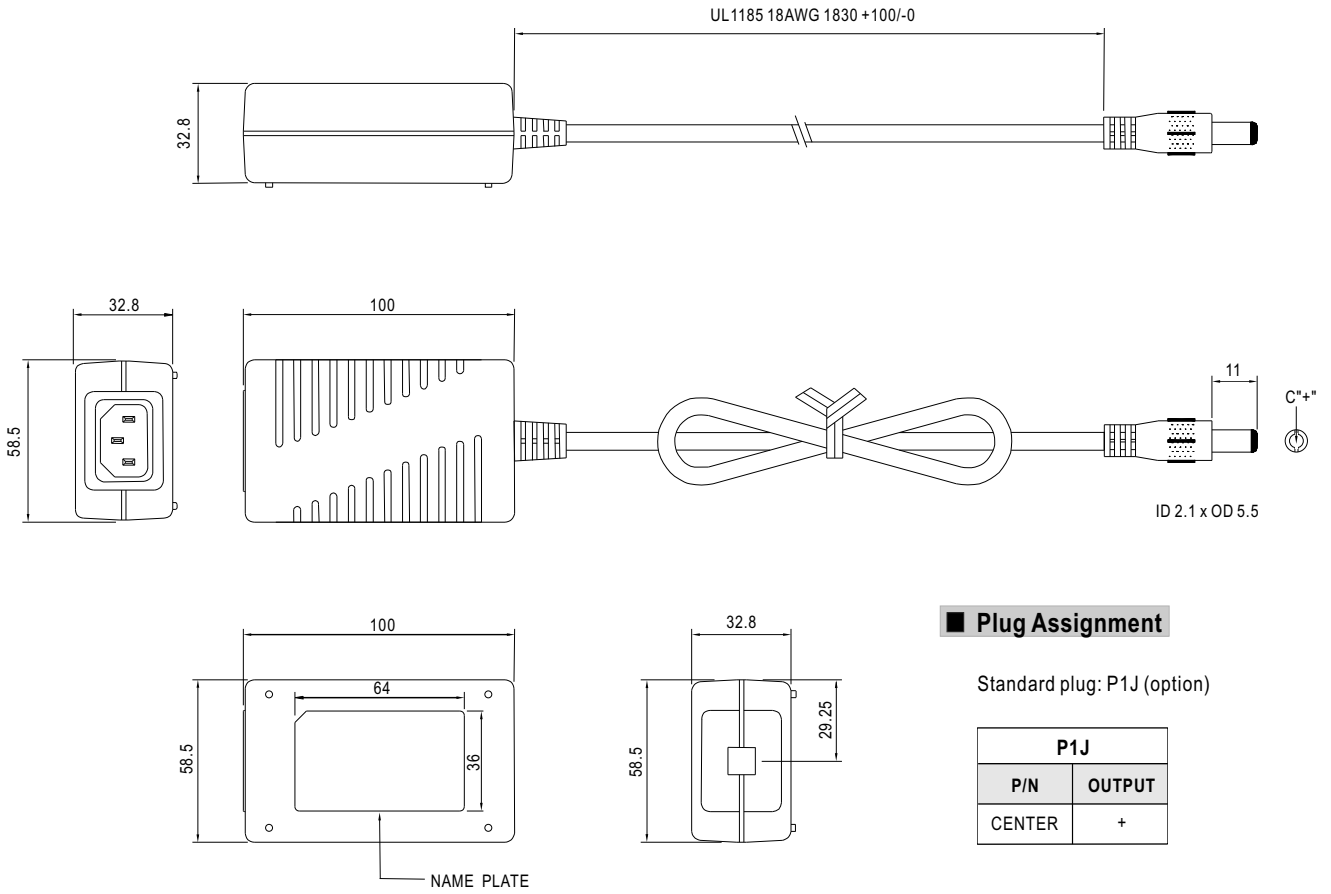


### SPECIFICATION

ORDER NO.	GS15A-1P1J	GS15A-11P1J	GS15A-2P1J	GS15A-3P1J	GS15A-4P1J	GS15A-5P1J	GS15A-6P1J	GS15A-8P1J	
OUTPUT	SAFETY MODEL NO.	GPSU15A-1	GPSU15A-1-1	GPSU15A-2	GPSU15A-3	GPSU15A-4	GPSU15A-5	GPSU15A-6	GPSU15A-8
	DC VOLTAGE <small>Note.2</small>	5V	7.5V	9V	12V	15V	18V	24V	48V
	RATED CURRENT	2.40A	1.60A	1.66A	1.25A	1.00A	0.83A	0.62A	0.31A
	CURRENT RANGE	0 ~ 2.40A	0 ~ 1.60A	0 ~ 1.66A	0 ~ 1.25A	0 ~ 1.00A	0 ~ 0.83A	0 ~ 0.62A	0 ~ 0.31A
	RATED POWER	12W	12W	15W	15W	15W	15W	15W	15W
	RIPPLE & NOISE (max.) <small>Note.3</small>	50mVp-p	80mVp-p	80mVp-p	80mVp-p	100mVp-p	120mVp-p	150mVp-p	240mVp-p
	VOLTAGE ADJ. RANGE	5 ~ 6V	6 ~ 8V	8 ~ 11V	11 ~ 13V	13 ~ 16V	16 ~ 21V	21 ~ 27V	33 ~ 48V
	VOLTAGE TOLERANCE <small>Note.4</small>	±5.0%	±5.0%	±5.0%	±3.0%	±3.0%	±3.0%	±2.0%	±2.0%
	LINE REGULATION <small>Note.5</small>	±0.5%	±0.5%	±0.5%	±0.5%	±0.5%	±0.5%	±0.5%	±0.5%
	LOAD REGULATION <small>Note.6</small>	±5.0%	±5.0%	±5.0%	±3.0%	±3.0%	±3.0%	±2.0%	±2.0%
SETUP, RISE, HOLD UP TIME	3000ms, 50ms, 16ms at full load								
INPUT	VOLTAGE RANGE	90 ~ 264VAC 135 ~ 370VDC							
	FREQUENCY RANGE	47 ~ 63Hz							
	EFFICIENCY (Typ.) <small>Note.7</small>	75%	78%	80%	80%	80%	81%	83%	85%
	AC CURRENT	0.5A / 100VAC							
	INRUSH CURRENT (max.)	50A / 230VAC							
LEAKAGE CURRENT(max.)	0.25mA / 240VAC								
PROTECTION	OVERLOAD	105 ~ 250% rated output power Protection type : Hiccup mode, recovers automatically after fault condition is removed							
	OVER VOLTAGE	>120% rated output voltage Protection type : Clamp by zener diode							
ENVIRONMENT	WORKING TEMP.	0 ~ +50°C (Refer to output load derating curve)							
	WORKING HUMIDITY	20% ~ 90% RH non-condensing							
	STORAGE TEMP., HUMIDITY	-20 ~ +85°C, 10 ~ 95% RH							
	TEMP. COEFFICIENT	±0.03% / °C (0 ~ 50°C)							
	VIBRATION	10 ~ 500Hz, 2G 10min./1cycle, period for 60min. each along X, Y, Z axes							
SAFETY & EMC <small>(Note. 8)</small>	SAFETY STANDARDS	UL60950-1, CSA22.2, EN60950-1 approved							
	WITHSTAND VOLTAGE	I/P-O/P:3KVAC , I/P-FG:1.5KVAC							
	ISOLATION RESISTANCE	I/P-O/P, I/P-FG:100M Ohms / 500VDC / 25°C / 70% RH							
	EMI CONDUCTION & RADIATION	Compliance to EN55022 class B, FCC part 15 Class B							
	HARMONIC CURRENT	Compliance to EN61000-3-2,3							
OTHERS	EMS IMMUNITY	Compliance to EN61000-4-2,3,4,5,6,11, light industry level, criteria A							
	MTBF	500Khrs min. MIL-HDBK-217F(25°C)							
CONNECTOR	DIMENSION	100*58.5*32.8mm (L*W*H)							
	PACKING	190g ; 90pcs / 18Kg / CARTON							
NOTE	PLUG	Standard type P1J: 2.1φ * 5.5φ * 11mm, tuning fork type center positive for stock ; Other type available by customer requested							
	CABLE	Standard type 18Awg UL1185 6ft and 5ft for 3.3V output only for stock ; Other type available by customer requested							
<p>1.All parameters are specified at 230VAC input, rated load, 25°C 70% RH ambient.                  2.DC voltage: The output voltage set at point measure by plug terminal &amp; 50% load.                  3.Ripple &amp; noise are measured at 20MHz by using a 12" twisted pair terminated with a 0.1uf &amp; 47uf capacitor.                  4.Tolerance: includes set up tolerance, line regulation, load regulation.                  5.Line regulation is measured from low line to high line at rated load.                  6.Load regulation is measured from 0% to 100% rated load                  7.Efficiency is measured at 230VAC.                  8.The power supply is considered a component which will be installed into a final equipment. The final equipment must be re-confirmed that it still meets EMC directives.</p>									

## ■ Mechanical Specification

Unit:mm

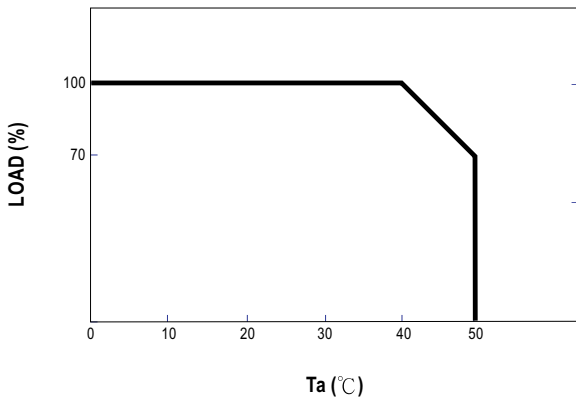


## ■ Plug Assignment

Standard plug: P1J (option)

P1J	
P/N	OUTPUT
CENTER	+

## ■ Derating Curve



## ■ Static Characteristics

